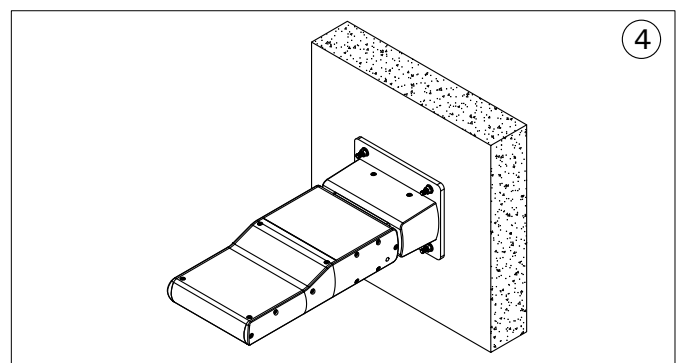
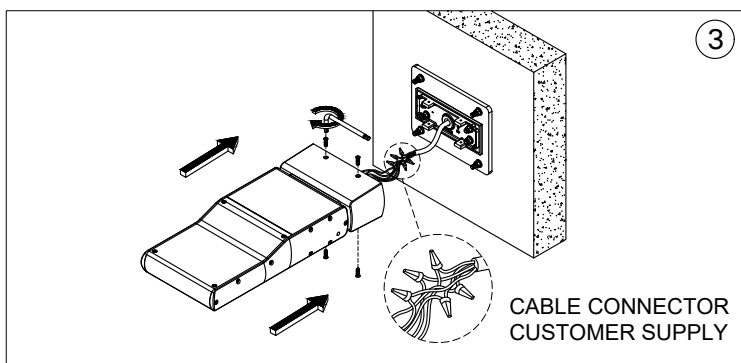
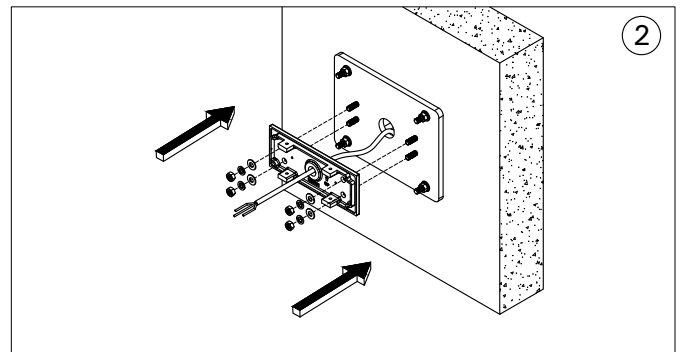
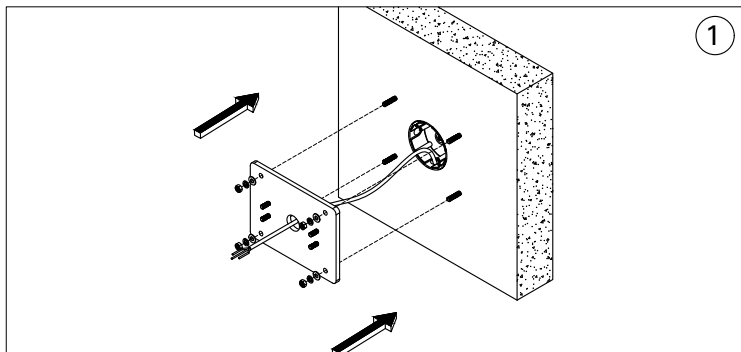
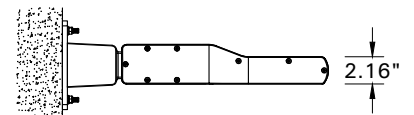
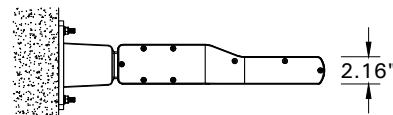
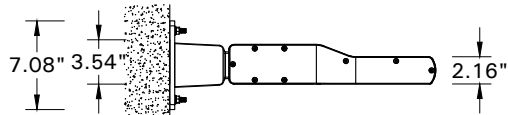
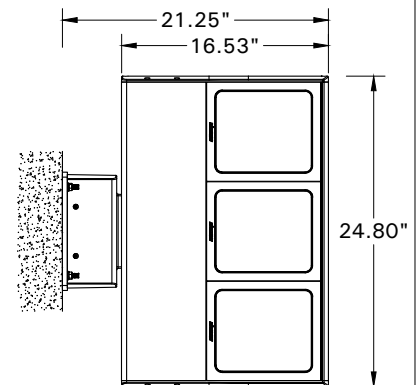
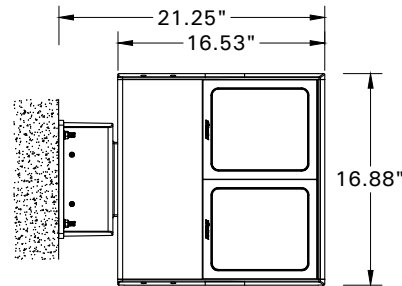
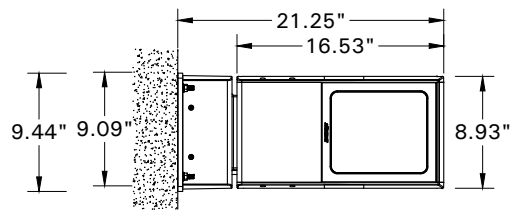
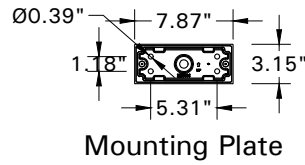
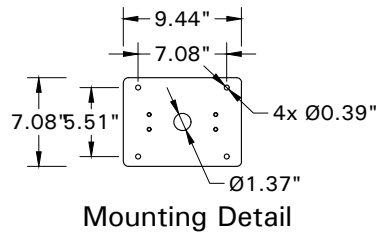


# INSTALLATION AND SERVICE MANUAL

For Installation of Pittsburge 4,5,6 RGBW Wall Light LED.  
Model. UPIB-30004,UPIB-30014,UPIB-30024

## PRODUCT DRAWING (DIMENSIONS)

SUITABLE FOR WET LOCATIONS



### Notice to installer :

1. **WIRING INSTRUCTIONS** Warning : RISK OF FIRE AND ELECTRICAL SHOCK. : FIXTURE MUST BE INSTALLED BY A QUALIFIED ELECTRICIAN ONLY>FIXTURE IS INTENDED FOR INSTALLATION IN ACCORDANCE WITH THE NATIONAL ELECTRICAL CODE, LOCAL AND FEDERAL CODE SPECIFICATIONS. DISCONNECT POWER BEFORE SERVICING.
2. This fixture has a **VOLTAGE SPECIFIC BALLAST**, Check that the supply voltage is the same as the installed ballast voltage.

**Ligman Lighting USA**

7144 NE Progress Court, Hillsboro  
Oregon, 97124, USA  
Tel : 503 645 0500 | Fax : 503 645 8100

## WIRING DIAGRAM RGBW SYSTEM

